



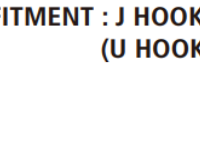





WIPER BLADE CATALOGUE

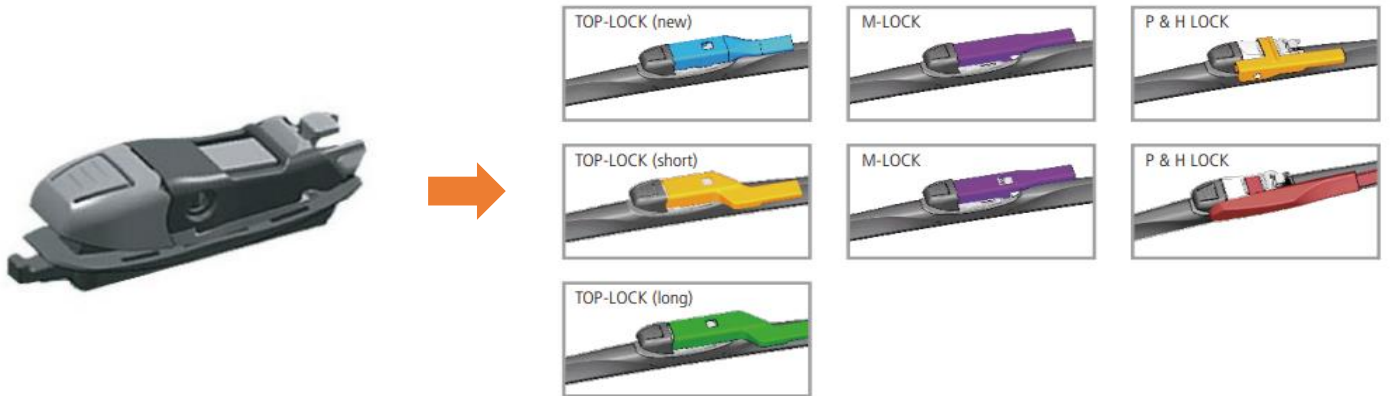


Product Group	Photo	VPHI No	Size (mm)	Size (Inch)	Fitment
Conventional wiper blade		B0012	300	12	 FITMENT : J HOOK (U HOOK) BD, BH : for BUS
		B0013	325	13	
		B0014	350	14	
		B0015	375	15	
		B0016	400	16	
		B0017	425	17	
		B0018	450	18	
		B0019	475	19	
		B0020	500	20	
		B0021	525	21	
		B0022	550	22	
		B0024	600	24	
		B0026	650	26	
		B0028	700	28	
		BD022	550	22	
		BD024	600	24	
		Hybrid wiper blade		BV014	
BV016	400			16	
BV018	450			18	
BV020	500			20	
BV022	550			22	
BV024	600			24	
BV026	650			26	
BV028	700			28	
Hybrid wiper blade (Refill)		BVR014	350	14	 FITMENT : J HOOK (U HOOK)
		BVR016	400	16	
		BVR018	450	18	
		BVR020	500	20	
		BVR022	550	22	
		BVR024	600	24	
		BVR026	650	26	
Silicone wiper blade		BVS014	350	14	 FITMENT : J HOOK (U HOOK)  Option : Multi adapter
		BVS016	400	16	
		BVS018	450	18	
		BVS020	500	20	
		BVS022	550	22	
		BVS024	600	24	
		BVS026	650	26	
		BVS001	Multi adapter		

SILICONE WIPER BLADE




- Multi adapter (option)



- How to install

1. Install the adapter



2. Open the adapter cover



Application (for Korean brands)



This information is application for Korea, so please use it for reference only.

GENESIS			
Models	D	P	Rear
GENESIS BH(11/2010~)	600(24)	500(20)	
GENESIS DH(12/2013~)	650(26)	400(16)	
GENESIS Coupe	600(24)	500(20)	
GENESIS EQ900(2015~)	650(26)	400(16)	
GENESIS G70	650(26)	450(18)	
GENESIS G80	650(26)	400(16)	
GENESIS G90	650(26)	400(16)	
GENESIS GV70	650(26)	450(18)	275(11)
GENESIS GV80	650(26)	450(18)	325(13)
HYUNDAI			
Models	D	P	Rear
GALLOPER	400(16)	400(16)	350(14)
H100 (GRACE)	450(18)	450(18)	400(16)
AZERA (XG)	550(22)	500(20)	
AZERA (TG)	600(24)	500(20)	
AZERA (HG)	650(26)	450(18)	
AZERA (IG)	650(26)	450(18)	
DYNASTY	550(22)	500(20)	
MATRIX	550(22)	400(16)	350(14)
LIBERO	650(26)	500(20)	
MIGHTY	450(18)	450(18)	
MIGHTY II	500(20)	500(20)	
VERNA (ACCENT)	500(20)	450(18)	450(18)
NEW VERNA (ACCENT)	550(22)	400(16)	
VENUE	600(24)	450(18)	
VERACRUZ (EN)	600(24)	500(20)	
VELOSTER	650(26)	450(18)	
SANTAMO	550(22)	450(18)	400(16)
SANTA FE	550(22)	500(20)	
SANTA FE (CM)	600(24)	450(18)	
SANTA FE (DM)	650(26)	350(14)	
SANTA FE (TM) (2018)	650(26)	400(16)	
MAXCRUZ	650(26)	350(14)	
SONATA (Y1)	450(18)	450(18)	
SONATA (Y2, Y3)	500(20)	500(20)	
SONATA (EF)	550(22)	500(20)	
SONATA (NF)	600(24)	500(20)	
SONATA (YF)	650(26)	450(18)	
SONATA (LF)	650(26)	450(18)	
SONATA (DN8)	650(26)	450(18)	
H1 (A1)	650(26)	500(20)	400(16)
H1 (TQ)	600(24)	500(20)	
SOLATI	650(26)	600(24)	
ELANTRA (XD)	500(20)	450(18)	500(20)
ELANTRA (HD)	600(24)	450(18)	
ELANTRA (MD)	650(26)	350(14)	

HYUNDAI

Models	D	P	Rear
ELANTRA (AD)	650(26)	400(16)	
ELANTRA (CN7)	600(24)	450(18)	
ASLAN	650(26)	450(18)	
IONIC, IONIC 5	650(26)	450(18)	
ATOS	500(20)	400(16)	350(14)
VERNA	500(20)	450(18)	500(20)
NEW ACCENT	650(26)	400(16)	
EQUUS (LZ/YJ)	550(22)	550(22)	
EQUUS (VI)	600(24)	500(20)	
ELANTRA	500(20)	450(18)	
COUNTY	550(22)	550(22)	400(16)
KONA	650(26)	400(16)	
CHORUS	450(18)	450(18)	400(16)
NEW CLICK	550(22)	350(14)	350(14)
TERRACAN	550(22)	500(20)	400(16)
TUSCANI	550(22)	450(18)	500(20)
TUCSON (IX)	600(24)	400(16)	
TOCSON (TL)	650(26)	400(16)	
TUCSON (NX4)	650(26)	400(16)	
TRAJET (XG)	650(26)	550(22)	400(16)
TIBURON	500(20)	450(18)	500(20)
PALISADE	650(26)	500(20)	
H100 (AU)	450(18)	450(18)	
H100 II	500(20)	450(18)	
I30 (FD)	600(24)	450(18)	
I30 (GD)	650(26)	350(14)	
I30 (PD)	650(26)	400(16)	
I40	650(26)	400(16)	
NEW 5,8,15 TON	550(22)	550(22)	
OLD 5,8,15 TON	500(20)	500(20)	

SSANGYONG

Models	D	P	Rear
REXTON (W)	500(20)	500(20)	
REXTON G4 (Y400)	650(26)	500(20)	Flat
REXTON SPORT (KHAN)	650(26)	500(20)	Flat
RODIUS	600(24)	450(18)	
MUSSO	500(20)	450(18)	350(14)
ACTYON	550(22)	450(18)	450(18)
ISTANA	500(20)	500(20)	400(16)
KYRON	550(22)	450(18)	
KORANDO	350(14)	350(14)	
KORANDO (KJ)	450(18)	450(18)	
KORANDO FAMILY	450(18)	450(18)	
KORANDO C	600(24)	400(16)	
KORANDO SPORT	550(22)	450(18)	
KORANDO TURISMO	600(24)	450(18)	
TIVOLI AIR	600(24)	400(16)	

RENAULT			
Models	D	P	Rear
SM3	550(22)	400(16)	
SM3 (L38)	600(24)	400(16)	
SM520	550(22)	500(20)	
SM5 (IMPRESSION)	600(24)	450(18)	
NEW SM5	600(24)	400(16)	
SM6	600(24)	450(18)	
SM7 (EX2/LF)	600(24)	450(18)	
SM7 (L47)	600(24)	400(16)	
YAMOUSINE	450(18)	450(18)	
QM5 NEO	600(24)	450(18)	
QM6	650(26)	450(18)	
XM3	600(24)	450(18)	
KIA			
Models	D	P	Rear
GRANTO	550(22)	550(22)	
NIRO	650(26)	400(16)	
OLD RHINO	500(20)	500(20)	
NEW RHINO	650(26)	650(26)	
RETONA	350(14)	350(14)	
LOTZE	600(24)	450(18)	
RIO	500(20)	450(18)	350(14)
RAY	550(22)	400(16)	
PICANTO	550(22)	400(16)	
PICANTO (JA)	600(24)	350(14)	
MOHAVE	600(24)	500(20)	
VESTA	450(18)	450(18)	400(16)
BONGO III	550(22)	450(18)	
BONGO TRUCK	450(18)	450(18)	
BONGO FRONTIER	500(20)	450(18)	
VISTO	500(20)	400(16)	350(14)
SEPHIA I ,II	500(20)	450(18)	
SELTOS	600(24)	450(18)	325(13)
SHUMA	500(20)	500(20)	450(18)
STONIC	650(26)	400(16)	
STINGER	650(26)	450(18)	
SPECTRA	500(20)	450(18)	
SPORTAGE (NB-7)	500(20)	500(20)	400(16)
SPORTAGE (KM)	600(24)	400(16)	
SPORTAGE (R)	600(24)	450(18)	
SPORTAGE (QL)	650(26)	400(16)	
CERATO	600(24)	400(16)	
SORENTO (BL)	600(24)	450(18)	350(14)
SORENTO (R)	600(24)	500(20)	
SORENTO (UM)	650(26)	400(16)	
SORENTO (MQ4)	650(26)	400(16)	300(12)
SOUL	600(24)	500(20)	
AVELLA	500(20)	400(16)	500(20)
X-TREX	600(24)	450(18)	350(14)
ENTERPRISE	500(20)	500(20)	

KIA			
Models	D	P	Rear
ELAN	550(22)	500(20)	
OPIRUS	600(24)	450(18)	
OPTIMA (REGAL)	550(22)	500(20)	
CARNIVAL I ,II	600(24)	600(24)	400(16)
GRAND CANIVAL	650(26)	450(18)	
CARNIVAL (YP)	650(26)	450(18)	
CARNIVAL (KA4)	650(26)	500(20)	300(12)
CARENS I ,II	600(24)	450(18)	350(14)
CARENS (UN)	650(26)	400(16)	
CARENS (RP)	700(28)	700(28)	
CARSTAR	550(22)	450(18)	400(16)
COMBI	450(18)	450(18)	450(18)
CREDOS I ,II	500(20)	450(18)	
TOWNER	400(16)	350(14)	350(14)
TOPIC	450(18)	450(18)	400(16)
PARKTOWN	500(20)	450(18)	350(14)
FORTE (KOUP)	600(24)	500(20)	
POTENTIA	500(20)	450(18)	
PRIDE	450(18)	450(18)	350(14)
PRIDE (JB)	550(22)	400(16)	
PRIDE (UB)	650(26)	400(16)	
PREGIO	500(20)	450(18)	450(18)
FRONTIER	500(20)	450(18)	
FORTE	650(26)	350(14)	
Optima	600(24)	450(18)	
Optima	650(26)	450(18)	
Optima (JF)	650(26)	400(16)	
K7	650(26)	450(18)	
K8 (GL3)	650(26)	400(16)	
K9 (KH)	600(24)	500(20)	
K9 (RJ)	650(26)	400(16)	
CHEVROLET			
Models	D	P	Rear
NUBIRA	500(20)	500(20)	
DAMAS	400(16)	350(14)	350(14)
LANOS	500(20)	450(18)	400(16)
LABO	400(16)	350(14)	
LACETTI	550(22)	450(18)	450(18)
CRUZE (LACETTI PREMIER)	600(24)	450(18)	
LEGANZA	550(22)	450(18)	
REZZO	600(24)	450(18)	350(14)
MATIZ I, II	500(20)	400(16)	350(14)
NEW MATIZ	550(22)	350(14)	
SPARK	600(24)	400(16)	
SPARK (M400)	550(22)	350(14)	300(12)
MALIBU	600(24)	450(18)	
MALIBU (V400/E2SC)	650(26)	450(18)	
MAGNUS	550(22)	500(20)	
BROUGHAM	450(18)	450(18)	

CHEVROLET

Models	D	P	Rear
STATEMAN	550(22)	500(20)	
CIELO	500(20)	450(18)	
ARCADIA	550(22)	450(18)	
ORLANDO	600(24)	450(18)	
ALPHEON	650(26)	450(18)	
ESPERO	500(20)	450(18)	
IMPALA	600(24)	450(18)	
CAPIVA	600(24)	400(16)	
GENTRA	550(22)	400(16)	
KALOS	550(22)	400(16)	350(14)
COLORADO	550(22)	450(18)	
TRAVERSE	600(24)	500(20)	
TOSCA	550(22)	500(20)	
TICO	450(18)	400(16)	350(14)
TRAILBLAZER (9BUx)	600(24)	450(18)	Flat
PRINCE	450(18)	450(18)	

Application (for Other brands)



This information is application for Korea, so please use it for reference only.

AUDI					
Model	Year		D	P	Arm type
A1/S1/RS1(8X1/8XA)	2011	~ Current	600	400	NEW TOP LOCK
A2/S2/RS2	1998	2005	650		P&H
A3/S3(8L)	1996	2003	500	450	J HOOK (U HOOK)
A3/S3/RS3/RSQ3(8P/8P1/9PA)	2003	2004	600	450	P&H
	2005	2012	600	450	M-LOCK
A3/S3/RS3/RSQ3(8V)	2013	~ Current	650	450	NEW TOP LOCK
A4/S4/RS4(B5)	1998	2001	500	500	J HOOK (U HOOK)
A4/S4/RS4(B8)	2009	2015	600	500	NEW TOP LOCK
A4/S4/RS4(B9)	2015	~ Current	600	500	NEW TOP LOCK
A4/S4/RS5/RS5(8T)	2008	~ Current	600	500	NEW TOP LOCK
A6/S6(C4)	1994	1997	550	500	J HOOK (U HOOK)
A6/S6/RS6(C5)	1997	2001	550	550	J HOOK (U HOOK)
A6/S6/RS6(C7)	2012	~ Current	650	500	NEW TOP LOCK
A7/A7L/S7/RS7/RSQ7(4G)	2012	~ Current	650	500	NEW TOP LOCK
A8/S8(D2)	1994	2002	550	550	J HOOK (U HOOK)
A8/A8L/S8/RS8(D4/4H)	2010	~ Current	650	500	NEW TOP LOCK
TT/TTS/TTRS(8N)	1998	2003	500	500	J HOOK (U HOOK)
	2004	2006	500	500	P&H
TT/TTS/TTRS(8J)	2007	2015	550	500	M-LOCK
TT/TTS/TTRS(8S)	2016	~ Current	600	500	NEW TOP LOCK
Q2/SQ2	2016	~ Current	600	450	NEW TOP LOCK
Q3/SQ3(8U)	2012	~ Current	600	500	NEW TOP LOCK
Q5/SQ5(8R)	2008	~ Current	600	500	NEW TOP LOCK
Q7/SQ7(4L)	2005	2015	650	650	M-LOCK
Q7/SQ7(4M)	2016	~ Current	650	500	NEW TOP LOCK

MERCEDES BENZ					
Model	Year		D	P	Arm type
A class(W168)	1997	2005	600	550	J HOOK (U HOOK)
A class(W169)	2005	2011	550	650	M-LOCK
A class(W176)	2012	2015	600	450	M-LOCK
AMG GT(C190,R190)	2014	~ Current	500	500	TOP LOCK
B class(W245)	2005	2011	550	650	M-LOCK
B class(W246,W242)	2012	2015	650	450	M-LOCK
C class(S202,W202,T202)	1994	2001	600		J HOOK (U HOOK)
C class(S203,W203,CL203)	2001	2002	600	550	J HOOK (U HOOK)
C class(S204,W204,C204,T204)	2008	2012	600	600	P&H
	2013	2014	600	600	TOP LOCK
CL(C215)	1999	2006	650	650	P&H
CL(C216)	2007	2014	650	650	P&H
CLA(C117,X117)	2013	2015	600	450	M-LOCK
CLK(C208,A208)	1996	2003	600		J HOOK (U HOOK)
CLS(C219,W219)	2005	2011	650	650	P&H

MERCEDES BENZ					
Model	Year		D	P	Arm type
CLS(C218,W218,X218)	2012	2014	600	600	P&H
	2015	2018	600	600	TOP LOCK
E class(W124,S124,A124,C124,T124)	1984	1996	600		J HOOK (U HOOK)
E class(W210,S210,T210)	1996	2002	600		J HOOK (U HOOK)
E class(W211,S211,T211)	2002	2009	650	650	P&H
E class(W212,C207,A207,S212,T212)	2009	2014	600	600	P&H
	2014	2016	600	600	TOP LOCK
G class(W461,W462,W463)	1990	2018	400	400	J HOOK (U HOOK)
GL(X164)	2006	2012	650	500	M-LOCK
GL(X166)	2013	2016	650	550	TOP LOCK
GLA(X156)	2014	2015	600	450	M-LOCK
GLE SUV/Coupe(W166,C292)	2015	~ Current	650	600	TOP LOCK
GLK(X204)	2008	2014	550	450	P&H
	2014	2015	550	450	TOP LOCK
GLS(X166)	2016	~ Current	650	550	TOP LOCK
ML class(W163)	1997	2005	550	550	J HOOK (U HOOK)
ML class(W164)	2005	2011	650	500	M-LOCK
ML class(W166)	2012	2016	650	600	TOP LOCK
R class(W251,V251)	2006	2015	650	500	M-LOCK
S class(W220)	1998	2006	650	500	P&H
S class(W221)	2006	2013	650	650	P&H
S class(W222,V222,X222,A217,C217)	2014	~ Current	650	550	M-LOCK
SL(R230)	2001	2012	650	650	P&H
SL(R231)	2013	~ Current	650	550	TOP LOCK
SLC(R172)	2017	~ Current	550	550	M-LOCK
SLK(R170)	1996	2004	550	550	J HOOK (U HOOK)
SLK(R171)	2005	2010	550	550	M-LOCK
SLK(R172)	2011	2016	550	550	M-LOCK
SLR 맥라켄(R199)	2011	2016	650	650	P&H
SLS AMG(C197)	2010	~ Current	500	500	TOP LOCK
Sprinter(W901,W902)	1995	2006	600	550	J HOOK (U HOOK)
Sprinter(W906)	2007	2018	650	600	M-LOCK
V class(W447)	2014	2015	650	450	TOP LOCK
Vaneo(W414)	2001	2005	650	600	J HOOK (U HOOK)
Viano(W638)	2003	2006	650	650	J HOOK (U HOOK)
Viano(W639)	2006	2014	650	650	M-LOCK
Vito/Mixto(W639)	2004	2014	650	650	M-LOCK

BMW					
Model	Year		D	P	Arm type
1 SERIES(E81/E82/E87/E88)	2004	2012	500	500	M-LOCK
1 SERIES(F20/F21/F52/M1)	2013	~ Current	550	450	M-LOCK
2 SERIES(F22/F23/F87/F88/M2)	2014	~ Current	550	450	M-LOCK
2 SERIES ACTIVE TOURER(F45)	2015	~ Current	650	450	TOP LOCK
2 SERIES GRAN TOURER(F46)	2015	~ Current	650	450	TOP LOCK
3 SERIES(E30)	1982	1992	500	500	J HOOK (U HOOK)
3 SERIES(E36)	1990	2000	500	500	J HOOK (U HOOK)

BMW					
Model	Year		D	P	Arm type
3 SERIES(E90/E91)	2005	2009	600	450	P&H
	2010	2012	600	450	M-LOCK
3 SERIES M3(E92/E93)	2005	2009	600	400	P&H
	2010	2013	600	400	M-LOCK
3 SERIES(F30/F31/F34/F80/GT/M3)	2012	~ Current	600	450	M-LOCK
4 SERIES(F32/F33/F36/F83)	2014	~ Current	600	450	M-LOCK
4 SERIES M4(F80)	2014	2016	600	450	M-LOCK
4 SERIES M4(F82)	2016	~ Current	600	450	TOP LOCK
5 SERIES(E34)	1988	1995	600	600	J HOOK (U HOOK)
5 SERIES(F07/F10/F11/F18/GT/M5)	2010	2017	650	450	P&H
5 SERIES(G30/G31/F90/M5)	2017	~ Current	650	450	TOP LOCK
6 SERIES(F06/F12/F13/M6/GC)	2012	2017	650	450	P&H
7 SERIES(E32)	1986	1994	600	600	J HOOK (U HOOK)
7 SERIES(F01/F02/F03/F04)	2009	2015	650	450	P&H
7 SEIRIES(G11/G12/M7)	2016	~ Current	650	450	TOP LOCK
i3	2015	~ Current	650	600	P&H
i8	2015	~ Current	650	600	P&H
X1(E84)	2010	2015	600	600	M-LOCK
X1(F48/F49)	2016	~ Current	650	450	NEW TOP LOCK
X3(E83)	2004	2010	550	500	J HOOK (U HOOK)
X3(F25)	2011	2017	650	500	P&H
X4(F26)	2014	2018	650	500	P&H
X4(G02)	2019	~ Current	650	500	TOP LOCK
X5(E53)	2000	2006	600	550	J HOOK (U HOOK)
X5(E70)	2007	2011	600	500	P&H
	2012	2013	600	500	TOP LOCK
X5(F15/F85)	2014	2018	600	500	J HOOK (U HOOK)
X6(E71/E72)	2008	2011	600	500	P&H
	2012	2014	600	500	TOP LOCK
X6(F16,F86)	2015	~ Current	600	500	J HOOK (U HOOK)
Z3(E36/E37)	1995	2003	500	500	J HOOK (U HOOK)
Z4(E85)	2003	2007	500	500	J HOOK (U HOOK)
Z4(E86/E89)	2007	~ Current	500	500	J HOOK (U HOOK)
Z8(E52)	2000	2003	500	500	J HOOK (U HOOK)

CADILLAC					
Model	Year		D	P	Arm type
ATS/ATS-V	2012	~ Current	550	450	J HOOK (U HOOK)
BLS	2006	2010	550	550	M-LOCK
CATERA	1997	2001	600	450	J HOOK (U HOOK)
CT6	2016	~ Current	600	400	J HOOK (U HOOK)
CTS/CTS-V	2003	2007	550	500	J HOOK (U HOOK)
	2008	2013	550	450	J HOOK (U HOOK)
	2014	~ Current	600	450	TOP LOCK
DEVILLE	1991	2005	550	550	P&H
DTS	2006	2011	550	550	J HOOK (U HOOK)
ELDORADO	1992	2002	550	550	P&H

CADILLAC					
Model	Year		D	P	Arm type
ELR	2014	~ Current	650	650	TOP LOCK
ESCALADE	1999	2001	450	450	J HOOK (U HOOK)
	2002	2006	550	550	J HOOK (U HOOK)
	2006	2014	550	550	M-LOCK
	2015	~ Current	550	550	J HOOK (U HOOK)
SEVILLE	1992	1997	550	550	P&H
	1998	2004	550	550	J HOOK (U HOOK)
SRX	2003	2009	550	500	J HOOK (U HOOK)
	2009	~ Current	650	400	M-LOCK
STS	2005	2011	550	500	M-LOCK
XLR	2003	2009	500	500	J HOOK (U HOOK)
XT5	2017	~ Current	600	500	J HOOK (U HOOK)
XTS	2013	~ Current	650	450	J HOOK (U HOOK)

CHRYSLER					
Model	Year		D	P	Arm type
200/200S	2011	2014	600	550	J HOOK (U HOOK)
	2015	~ Current	650	450	J HOOK (U HOOK)
300/300C/300S	2005	2011	550	550	J HOOK (U HOOK)
	2012	~ Current	600	500	J HOOK (U HOOK)
300/300M	1998	2004	600	550	J HOOK (U HOOK)
ASPEN	2007	2009	650	500	J HOOK (U HOOK)
AVENGER	2008	2011	600	500	J HOOK (U HOOK)
CALIBER	2005	2011	600	400	J HOOK (U HOOK)
CIRRUS	1995	2000	550	550	J HOOK (U HOOK)
CONCORDE	1997	2004	600	550	J HOOK (U HOOK)
CROSSFIRE	2002	2008	550	500	J HOOK (U HOOK)
DELTA	2011	2015	600	450	TOP LOCK
GRAND VOYAGER	1996	2007	650	650	J HOOK (U HOOK)
	2008	~ Current	650	500	J HOOK (U HOOK)
INTERPID	1997	2004	600	550	J HOOK (U HOOK)
JOURNEY	2008	2011	600	450	J HOOK (U HOOK)
LHS	1994	2001	600	500	J HOOK (U HOOK)
SNEON	1996	2002	500	450	J HOOK (U HOOK)
NITRO	2007	2011	450	450	J HOOK (U HOOK)
PACIFICA	2004	2008	550	550	J HOOK (U HOOK)
	2017	~ Current	650	500	J HOOK (U HOOK)
PROWLER	1997	2005	400	400	J HOOK (U HOOK)
PT CRUISER	2000	2010	500	500	J HOOK (U HOOK)
SEBRING	2001	2006	550	550	J HOOK (U HOOK)
	2007	2011	600	600	J HOOK (U HOOK)
STRATUS	1995	2001	550	550	J HOOK (U HOOK)
TOWN & COUNTRY	1996	2007	650	650	J HOOK (U HOOK)
	2008	2016	650	650	J HOOK (U HOOK)
VOYAGER	1995	2010	650	650	J HOOK (U HOOK)

DODGE					
Model	Year		D	P	Arm type
ATTITUDE	2006	2011	550	400	J HOOK (U HOOK)
	2012	2014	650	400	J HOOK (U HOOK)
AVENGER	1995	2014	600	550	J HOOK (U HOOK)
CALIBER	2006	2012	600	400	J HOOK (U HOOK)
CARAVAN	1996	2007	650	650	J HOOK (U HOOK)
CHALLENGER	2008	~ Current	550	550	J HOOK (U HOOK)
CHARGER	2005	2010	550	550	J HOOK (U HOOK)
	2011	~ Current	600	500	J HOOK (U HOOK)
DAKOTA	1997	2004	500	500	J HOOK (U HOOK)
	2005	2011	500	500	J HOOK (U HOOK)
DART	2013	2018	650	450	J HOOK (U HOOK)
DURANGO	1998	2003	500	500	J HOOK (U HOOK)
	2004	2009	650	500	J HOOK (U HOOK)
	2011	~ Current	550	500	J HOOK (U HOOK)
GRAND CARAVAN	1996	2007	650	650	J HOOK (U HOOK)
	2008	~ Current	650	500	J HOOK (U HOOK)
INTERPID	1993	2004	600	550	J HOOK (U HOOK)
JOURNEY	2007	~ Current	600	450	J HOOK (U HOOK)
MAGNUM	2005	2008	550	550	J HOOK (U HOOK)
NEON	1995	1999	500	450	J HOOK (U HOOK)
	2000	2006	550	450	J HOOK (U HOOK)
NITRO	2006	2012	450	450	J HOOK (U HOOK)
RAM 1500/2500/3500	2009	~ Current	550	550	J HOOK (U HOOK)
	2002	2008	600	600	J HOOK (U HOOK)
	1994	2001	500	500	J HOOK (U HOOK)
RAM VAN 1500/2500/3500	1995	1998	450	450	J HOOK (U HOOK)
	1999	2003	450	450	J HOOK (U HOOK)
SPRINTER 2500/3500	2003	2006	600	550	J HOOK (U HOOK)
	2007	2011	650	600	M-LOCK
SX 2.0	2003	2005	550	450	J HOOK (U HOOK)
STRATUS	1995	2006	550	550	J HOOK (U HOOK)
VIPER	1993	2004	400	400	J HOOK (U HOOK)

FIAT					
Model	Year		D	P	Arm type
124 SPIDER	2016	~ Current	450	450	J HOOK (U HOOK)
500/500C	2007	~ Current	600	350	TOP LOCK
500L	2012	~ Current	650	350	TOP LOCK
500X	2014	~ Current	650	350	TOP LOCK
BARCHETTA	1995	2005	450	450	J HOOK (U HOOK)
BOJACK	2002	2007	550	400	J HOOK (U HOOK)
BRAVA	1995	2003	550	500	J HOOK (U HOOK)
BRAVO	1995	2002	550	500	J HOOK (U HOOK)
	2006	2017	600	450	TOP LOCK
CINQUECENTO	1991	1999	450	450	J HOOK (U HOOK)
COUPE	1994	2000	500	450	J HOOK (U HOOK)
CROMA	2005	2012	600	400	P&H
DOBLO	2000	2009	550	450	J HOOK (U HOOK)
	2010	2017	600	400	TOP LOCK

FIAT					
Model	Year		D	P	Arm type
DUCATO	1994	2006	550	550	J HOOK (U HOOK)
	2006	2017	650	550	TOP LOCK
FREEMONT	2008	~ Current	600	450	J HOOK (U HOOK)
FULLBACK	2016	~ Current	550	450	J HOOK (U HOOK)
GRANDE PUNTO	2005	2013	650	400	M-LOCK
IDEA	2003	2008	550	400	J HOOK (U HOOK)
	2008	2012	550	400	M-LOCK
LINEA	2007	~ Current	650	400	M-LOCK
MAREA	1996	2007	550	450	J HOOK (U HOOK)
MAREA WEEKEND	1996	2007	550	400	J HOOK (U HOOK)
MARENGO	1990	2002	500	450	J HOOK (U HOOK)
MULTIPLA	1996	2005	600	550	J HOOK (U HOOK)
	2006	2010	600	550	M-LOCK
PALIO	1996	2003	600	450	J HOOK (U HOOK)
PALIO WEEKEND	1997	2005	600	450	J HOOK (U HOOK)
PANDA	1980	2003	400	400	J HOOK (U HOOK)
	2004	2011	550	400	J HOOK (U HOOK)
	2012	~ Current	600	350	M-LOCK
PUNTO	1993	1999	550	400	J HOOK (U HOOK)
	1999	2005	550	450	J HOOK (U HOOK)
	2006	~ Current	650	400	M-LOCK
PUNTO EVO	2009	~ Current	650	400	M-LOCK
RITMO	2007	2010	550	400	TOP LOCK
SCUDO	1995	2006	650	500	J HOOK (U HOOK)
	2007	2018	650	500	J HOOK (U HOOK)
SEDICI	2006	2015	650	350	J HOOK (U HOOK)
SEICENTO	1999	2011	450	450	J HOOK (U HOOK)
STILO	2001	2005	550	450	J HOOK (U HOOK)
	2006	2010	550	450	M-LOCK
STRADA	1998	~ Current	600	450	J HOOK (U HOOK)
TALENTO	2016	~ Current	650	450	TOP LOCK
TEMPRA	1990	1997	500	500	J HOOK (U HOOK)
TIPO	2015	~ Current	650	400	TOP LOCK
ULYSSE	1994	2002	650	500	J HOOK (U HOOK)
	2002	2011	650	650	J HOOK (U HOOK)
UNO	2013	~ Current	650	650	J HOOK (U HOOK)

FORD					
Model	Year		D	P	Arm type
B-MAX	2012	~ Current	650	650	M-LOCK
C-MAX	2003	2010	650	450	J HOOK (U HOOK)
	2010	~ Current	650	600	TOP LOCK
CONTOUR	1996	2000	550	500	J HOOK (U HOOK)
COUGAR	1999	2003	550	450	J HOOK (U HOOK)
COURIER	1985	2006	450	450	J HOOK (U HOOK)
CROWN VICTORIA	1992	2012	550	550	J HOOK (U HOOK)
ECONOVAN	1997	2006	400	400	J HOOK (U HOOK)
ECOSPORT	2013	2017	550	400	J HOOK (U HOOK)
	2018	~ Current	650	600	J HOOK (U HOOK)

FORD					
Model	Year		D	P	Arm type
EDGE	2007	2014	650	500	J HOOK (U HOOK)
	2015	~ Current	650	650	M-LOCK
ESCAPE	2001	2007	450	450	J HOOK (U HOOK)
	2008	2012	500	500	M-LOCK
	2013	~ Current	650	650	M-LOCK
E100/E150/E250/E350	1998	~ Current	500	500	J HOOK (U HOOK)
EVEREST	2015	~ Current	600	400	TOP LOCK
EXCURSION	2000	2005	500	500	J HOOK (U HOOK)
EXPEDITION	1997	2007	500	500	J HOOK (U HOOK)
	2008	~ Current	550	550	J HOOK (U HOOK)
EXPLORER	1991	2001	450	450	J HOOK (U HOOK)
	2002	2004	550	550	J HOOK (U HOOK)
	2005	2010	500	500	J HOOK (U HOOK)
	2011	2015	650	550	M-LOCK
	2016	~ Current	650	550	M-LOCK
F100/F150/F250/F350/F450/F550	1999	2008	500	500	J HOOK (U HOOK)
	2008	2014	550	550	J HOOK (U HOOK)
	2015	~ Current	550	550	J HOOK (U HOOK)
FAIRLANE	1995	1999	550	550	J HOOK (U HOOK)
FALCON	1988	2008	550	550	J HOOK (U HOOK)
	2008	2016	550	500	J HOOK (U HOOK)
FESTIVA	1994	2002	500	400	J HOOK (U HOOK)
FIESTA	1989	2004	450	450	J HOOK (U HOOK)
	2004	2008	550	400	J HOOK (U HOOK)
	2009	2017	650	400	TOP LOCK
	2017	~ Current	650	350	TOP LOCK
FIVE HUNDRED	2005	2006	600	500	P&H
	2007		600	500	TOP LOCK
FLEX	2009	~ Current	600	550	J HOOK (U HOOK)
FOCUS	2000	2005	550	450	J HOOK (U HOOK)
	2005	2011	650	400	P&H
	2012	~ Current	650	650	TOP LOCK
FOCUS C-C	2007	2011	650	400	P&H
FOCUS C-MAX	2003	2010	650	450	P&H
FREESTAR	2004	2007	600	500	J HOOK (U HOOK)
FREESTYLE	2005	2006	600	500	P&H
	2007		600	500	TOP LOCK
FUSION	2002	2012	550	400	J HOOK (U HOOK)
	2013	2016	650	650	M-LOCK
	2017	~ Current	650	650	M-LOCK
GALAXY	1996	2001	650	650	J HOOK (U HOOK)
	2001	2006	650	650	P&H
	2006	2015	650	650	TOP LOCK
	2015	~ Current	650	650	M-LOCK
GRAND C-MAX	2010	~ Current	650	600	M-LOCK
GT	2005	2006	600	600	J HOOK (U HOOK)
	2016	~ Current	650	600	J HOOK (U HOOK)
KA	1996	2008	450	400	J HOOK (U HOOK)
	2008	2011	600	350	J HOOK (U HOOK)
	2012	~ Current	600	350	TOP LOCK

FORD					
Model	Year		D	P	Arm type
KUGA	2008	2013	600	400	TOP LOCK
	2013	~ Current	650	650	M-LOCK
LASER	1990	2003	500	450	J HOOK (U HOOK)
LTD	1999	2008	550	550	J HOOK (U HOOK)
MAVERICK	2001	2012	450	450	J HOOK (U HOOK)
MONDEO	1993	2000	500	500	J HOOK (U HOOK)
	2000	2007	550	500	J HOOK (U HOOK)
	2007	2014	650	450	TOP LOCK
	2015	~ Current	650	650	M-LOCK
MUSTANG	1994	2004	500	500	J HOOK (U HOOK)
	2005	2009	550	500	J HOOK (U HOOK)
	2010	2014	550	500	M-LOCK
	2015	~ Current	550	400	M-LOCK
PUMA	1997	2002	450	450	J HOOK (U HOOK)
RANGER	1993	2011	450	450	J HOOK (U HOOK)
	2011	2015	600	400	J HOOK (U HOOK)
	2015	~ Current	600	400	TOP LOCK
S-MAX	2006	2014	650	650	TOP LOCK
	2015	~ Current	650	650	M-LOCK
SPORT TRAC	2001	2010	500	500	J HOOK (U HOOK)
STREET KA	2003	2006	450	450	J HOOK (U HOOK)
TAURUS	1996	2006	600	500	J HOOK (U HOOK)
	2007		600	500	TOP LOCK
	2008	2009	600	500	M-LOCK
	2010	~ Current	650	500	M-LOCK
TERRITORY	2004	~ Current	550	550	J HOOK (U HOOK)
THUNDERVIRD	2002	2005	600	550	J HOOK (U HOOK)
TOURNEO CONNECT	2002	2013	550	500	J HOOK (U HOOK)
	2014	~ Current	650	650	M-LOCK
TOURNEO COURIER	2014	~ Current	650	400	M-LOCK
TOURNEO CUSTOM	2012	~ Current	650	650	TOP LOCK
TRANSIT	1986	2000	550	550	J HOOK (U HOOK)
	2000	2006	650	600	J HOOK (U HOOK)
	2006	2013	650	550	J HOOK (U HOOK)
	2014	~ Current	650	500	TOP LOCK
TRANSIT CONNECT	2002	2013	550	500	J HOOK (U HOOK)
	2014	~ Current	650	650	M-LOCK
TRANSIT COURIER	2014	~ Current	650	400	M-LOCK
TRANSIT CUSTOM	2012	~ Current	650	650	TOP LOCK
WINDSTAR	1995	2003	600	500	J HOOK (U HOOK)

HONDA					
Model	Year		D	P	Arm type
ACCORD	1990	1997	600	500	J HOOK (U HOOK)
	1998	2002	600	450	J HOOK (U HOOK)
	2003	2007	650	450	J HOOK (U HOOK)
	2008	2017	650	450	J HOOK (U HOOK)
	2018	~ Current	650	450	J HOOK (U HOOK)
ACCORD Euro	2002	2008	650	400	J HOOK (U HOOK)
	2008	2015	600	550	J HOOK (U HOOK)

HONDA					
Model	Year		D	P	Arm type
ACCORD CROSSTOUR CAPA	2010	2011	650	450	J HOOK (U HOOK)
	1998	2002	350	350	J HOOK (U HOOK)
CITY	2008	~ Current	600	400	J HOOK (U HOOK)
CIVIC (All Models)	1995	2000	500	450	J HOOK (U HOOK)
CIVIC Sedan/Wagon/Hybrid	2000	2005	500	450	J HOOK (U HOOK)
	2006	2012	650	550	J HOOK (U HOOK)
	2012	2016	650	600	J HOOK (U HOOK)
CIVIC Hatchback/Type R	2000	2005	600	400	J HOOK (U HOOK)
	2006	2012	650	600	J HOOK (U HOOK)
	2012	2016	650	450	J HOOK (U HOOK)
CIVIC Coupe	2006	2016	650	600	J HOOK (U HOOK)
CIVIC Euro	2013	2016	650	450	J HOOK (U HOOK)
CIVI(All Models)	2017	~ Current	650	450	J HOOK (U HOOK)
CIVIC Si(All models)	1995	2000	500	450	J HOOK (U HOOK)
	2001	2005	600	400	J HOOK (U HOOK)
CIVIC Si Coupe	2006	2016	650	600	J HOOK (U HOOK)
CIVIC Si Sedan	2006	2016	650	550	J HOOK (U HOOK)
CIVIC Si (All Models)	2017	~ Current	650	450	J HOOK (U HOOK)
CLARITY	2017	~ Current	650	650	J HOOK (U HOOK)
CR-V	1995	2001	500	450	J HOOK (U HOOK)
	2002	2006	500	500	J HOOK (U HOOK)
	2007	2011	650	400	J HOOK (U HOOK)
	2012	2017	650	400	J HOOK (U HOOK)
	2018	~ Current	650	400	J HOOK (U HOOK)
CR-Z	2011	2017	650	500	J HOOK (U HOOK)
CROSSTOUR	2012	2015	650	450	J HOOK (U HOOK)
ELEMENT	2003	2012	500	500	J HOOK (U HOOK)
EV PLUS	1998	1999	600	550	J HOOK (U HOOK)
FCX CLARITY	2003	2007	600	550	J HOOK (U HOOK)
FIT	2006	2008	600	400	J HOOK (U HOOK)
	2009	~ Current	650	350	J HOOK (U HOOK)
FR-V	2004	2009	650	450	J HOOK (U HOOK)
HR-V	1999	2006	500	400	J HOOK (U HOOK)
	2015	~ Current	650	450	J HOOK (U HOOK)
INSIGHT	1999	2008	500	450	J HOOK (U HOOK)
	2009	2016	650	450	J HOOK (U HOOK)
INTEGRA	1993	2001	500	450	J HOOK (U HOOK)
	2002	2007	600	500	J HOOK (U HOOK)
JAZZ	2002	2008	600	350	J HOOK (U HOOK)
	2008	2017	650	350	J HOOK (U HOOK)
LEGEND	1991	2004	500	450	J HOOK (U HOOK)
	2006	2012	600	450	J HOOK (U HOOK)
	2015	~ Current	650	500	J HOOK (U HOOK)
LOGO	1999	2002	500	400	J HOOK (U HOOK)
MDX	2003	2006	600	500	J HOOK (U HOOK)
NSX	1990	2005	550	550	J HOOK (U HOOK)
ODYSSEY	1994	1999	600	600	J HOOK (U HOOK)
	2000	2004	600	500	J HOOK (U HOOK)
	2005	~ Current	650	550	J HOOK (U HOOK)

HONDA					
Model	Year		D	P	Arm type
PASSPORT	1994	1997	450	450	J HOOK (U HOOK)
	1998	2002	450	450	J HOOK (U HOOK)
PILOT	2003	2008	600	500	J HOOK (U HOOK)
	2009	2015	550	500	J HOOK (U HOOK)
	2016	~ Current	650	600	J HOOK (U HOOK)
PRELUDE	1992	1996	550	450	J HOOK (U HOOK)
	1997	2001	500	450	J HOOK (U HOOK)
RIDGELINE	2006	2008	600	550	J HOOK (U HOOK)
	2009	2015	550	550	J HOOK (U HOOK)
	2017	~ Current	650	600	J HOOK (U HOOK)
S2000	2000	2009	500	400	J HOOK (U HOOK)
S660	2015	~ Current	500	350	J HOOK (U HOOK)
SHUTTLE	1995	2001	550	550	J HOOK (U HOOK)
SKOOMA	2004	~ Current	500	350	J HOOK (U HOOK)
STREAM	2001	2005	600	350	J HOOK (U HOOK)
X2000	1999	~ Current	400	500	J HOOK (U HOOK)

INFINITI					
Model	Year		D	P	Arm type
EX30	2008	2013	600	400	J HOOK (U HOOK)
EX5	2008	2013	600	400	J HOOK (U HOOK)
EX37	2008	2013	600	400	J HOOK (U HOOK)
FX30D	2012	2016	600	450	J HOOK (U HOOK)
FX35	2003	2008	550	500	J HOOK (U HOOK)
	2009	2016	600	450	J HOOK (U HOOK)
FX37	2013		600	450	J HOOK (U HOOK)
FX45	2003	2008	550	500	J HOOK (U HOOK)
	2009	2016	600	450	J HOOK (U HOOK)
FX50	2009	2010	550	500	J HOOK (U HOOK)
	2011	2016	600	450	J HOOK (U HOOK)
G20	1991	2003	500	450	J HOOK (U HOOK)
G25	2011	2013	650	400	J HOOK (U HOOK)
G35	2003	2007	600	400	J HOOK (U HOOK)
	2008		650	400	J HOOK (U HOOK)
G37	2008	2016	650	400	J HOOK (U HOOK)
I30	1996	1999	550	500	J HOOK (U HOOK)
	2000	2004	650	400	J HOOK (U HOOK)
I35	2000	2005	650	400	J HOOK (U HOOK)
JX35	2012	2013	650	400	J HOOK (U HOOK)
M30	2011	2014	650	450	J HOOK (U HOOK)
M35/M35H	2006	2010	600	450	J HOOK (U HOOK)
	2011	2014	650	450	J HOOK (U HOOK)
M37	2011	2014	650	450	J HOOK (U HOOK)
M45	2003	2005	500	450	J HOOK (U HOOK)
	2006	2010	600	450	J HOOK (U HOOK)
M56	2011	2014	650	450	J HOOK (U HOOK)
Q30/Q30S	2016	~ Current	600	450	M-LOCK
Q40	2015	2017	650	400	J HOOK (U HOOK)

INFINITI					
Model	Year		D	P	Arm type
Q45	1997	2001	550	500	J HOOK (U HOOK)
	2002	2008	650	450	J HOOK (U HOOK)
Q50/Q50S	2013	~ Current	650	400	J HOOK (U HOOK)
Q60	2013	~ Current	650	400	J HOOK (U HOOK)
Q70/Q70L/Q70S	2013	~ Current	650	450	J HOOK (U HOOK)
QX4	1997	2003	550	500	J HOOK (U HOOK)
QX30	2017	~ Current	600	450	J HOOK (U HOOK)
QX50	2013	~ Current	600	400	J HOOK (U HOOK)
QX56	2004	2010	600	550	J HOOK (U HOOK)
	2011	2013	600	450	J HOOK (U HOOK)
QX60	2013	~ Current	650	400	J HOOK (U HOOK)
QX70	2013	2017	600	450	J HOOK (U HOOK)
QX80	2013	~ Current	600	450	J HOOK (U HOOK)

JAGUAR					
Model	Year		D	P	Arm type
F-PACE	2016	~ Current	650	450	TOP LOCK
F-TYPE	2013	~ Current	550	500	J HOOK (U HOOK)
S-TYPE	1999	2002	550	500	J HOOK (U HOOK)
	2002	2008	600	450	J HOOK (U HOOK)
X-TYPE(X400)	2001	2010	550	450	J HOOK (U HOOK)
XE(X760)	2015	~ Current	650	400	TOP LOCK
XF(X250)	2007	2015	600	450	M-LOCK
XF(X260)	2016	~ Current	650	400	TOP LOCK
XFR/XFR-S	2010	2016	550	450	J HOOK (U HOOK)
XJ/XJ12/XJ8/XJR(X308)	1995	2003	500	500	J HOOK (U HOOK)
XJ/XJ6/XJ8/XJR(X350,X358)	2003	2009	600	450	J HOOK (U HOOK)
XJ/XJR(X351)	2010	~ Current	600	450	M-LOCK
XK/XK8/XKR	1997	2006	500	500	J HOOK (U HOOK)
XK/XKR/XKR-S(X150)	2007	2016	550	500	J HOOK (U HOOK)

JEEP					
Model	Year		D	P	Arm type
CHEROKEE	1988	2001	450	450	J HOOK (U HOOK)
	2001	2013	450	450	J HOOK (U HOOK)
	2014	~ Current	650	450	J HOOK (U HOOK)
COMMANDER	2006	2010	450	450	J HOOK (U HOOK)
COMPASS	2006	~ Current	550	500	J HOOK (U HOOK)
GRAND CHEROKEE	1991	1999	500	500	J HOOK (U HOOK)
	2000	2010	500	500	J HOOK (U HOOK)
	2011	~ Current	550	500	J HOOK (U HOOK)
LIBERTY	2002	2012	450	450	J HOOK (U HOOK)
PATRIOT	2007	2017	500	500	J HOOK (U HOOK)
RENEGADE	2014	~ Current	550	500	TOP LOCK
TJ	1997	2006	350	350	J HOOK (U HOOK)
WRANGLER	1996	2006	350	350	J HOOK (U HOOK)
	2007	2017	400	400	J HOOK (U HOOK)
	2018	~ Current	400	400	J HOOK (U HOOK)

LANDROVER					
Model	Year		D	P	Arm type
DEFENDER 90/110/130	1990	2016	350	350	J HOOK (U HOOK)
DISCOVERY	1989	1998	450	450	J HOOK (U HOOK)
DISCOVERY3	2005	2009	550	550	J HOOK (U HOOK)
DISCOVERY4	2010	2017	550	550	J HOOK (U HOOK)
DISCOVERY5	2018	~ Current	600	500	TOP LOCK
DISCOVERY SPORT	2015	~ Current	650	500	J HOOK (U HOOK)
FREELANDER	1997	2006	550	500	J HOOK (U HOOK)
	2007	2016	600	500	M-LOCK
LR 2	2007	2015	600	500	M-LOCK
LR 3	2005	2009	550	550	J HOOK (U HOOK)
LR 4	2010	2016	550	550	J HOOK (U HOOK)
RANGE ROVER	1994	2001	550	550	J HOOK (U HOOK)
	2013	2016	600	500	J HOOK (U HOOK)
	2017	~ Current	600	500	TOP LOCK
	2012	~ Current	600	500	TOP LOCK
RANGE ROVER SPORT	2005	2012	550	550	J HOOK (U HOOK)
	2013	2015	600	500	J HOOK (U HOOK)
	2016	~ Current	600	500	TOP LOCK
RANGE ROVER VELAR	2018	~ Current	650	450	TOP LOCK

LEXUS					
Model	Year		D	P	Arm type
CT200h	2011	~ Current	650	450	J HOOK (U HOOK)
ES200	2013	~ Current	650	450	J HOOK (U HOOK)
ES240	2007	2012	600	450	J HOOK (U HOOK)
	2013	2015	650	450	J HOOK (U HOOK)
ES250	2013	~ Current	650	450	J HOOK (U HOOK)
ES300	1992	1996	500	450	J HOOK (U HOOK)
	1997	2001	550	450	J HOOK (U HOOK)
	2002	2006	600	500	J HOOK (U HOOK)
	2007	2012	600	450	J HOOK (U HOOK)
ES300h	2013	~ Current	650	450	J HOOK (U HOOK)
ES330	2002	2006	600	500	J HOOK (U HOOK)
ES350	2007	2012	600	450	J HOOK (U HOOK)
	2013	~ Current	650	450	J HOOK (U HOOK)
GS200t	2016	~ Current	650	450	J HOOK (U HOOK)
GS250	2013	~ Current	650	450	J HOOK (U HOOK)
GS300	1993	1997	500	450	J HOOK (U HOOK)
	1998	2012	600	500	J HOOK (U HOOK)
GS300h	2013	~ Current	650	450	J HOOK (U HOOK)
GS350	2006	2012	600	500	J HOOK (U HOOK)
	2013	~ Current	650	450	J HOOK (U HOOK)
GS400	1998	2000	600	500	J HOOK (U HOOK)
GS430	2000	2011	600	500	J HOOK (U HOOK)
GS450h	1996	2012	600	500	J HOOK (U HOOK)
	2013	~ Current	650	450	J HOOK (U HOOK)
GS460	2006	2011	600	500	J HOOK (U HOOK)

LEXUS

Model	Year		D	P	Arm type
GS F	2016	~ Current	650	450	J HOOK (U HOOK)
GX470	2003	2009	550	500	J HOOK (U HOOK)
GX460	2010	~ Current	650	500	J HOOK (U HOOK)
HS250h	2010	2013	650	450	J HOOK (U HOOK)
IS200	1999	2005	550	500	J HOOK (U HOOK)
IS200t	2014	2016	600	450	J HOOK (U HOOK)
IS220	2001	2013	550	500	J HOOK (U HOOK)
IS250	2001	2013	550	500	J HOOK (U HOOK)
	2014	~ Current	600	450	J HOOK (U HOOK)
IS300	1999	2013	550	500	J HOOK (U HOOK)
IS300h	2014	~ Current	600	450	J HOOK (U HOOK)
IS350	2010	2013	550	500	J HOOK (U HOOK)
	2014	~ Current	600	450	J HOOK (U HOOK)
IS F	2001	2013	550	500	J HOOK (U HOOK)
	2014	~ Current	600	450	J HOOK (U HOOK)
LC500/LC500h	2018	~ Current	650	450	J HOOK (U HOOK)
LFA	2012	2013	600	400	J HOOK (U HOOK)
LS400	1990	2000	550	400	J HOOK (U HOOK)
LS430	2000	2007	600	400	J HOOK (U HOOK)
LS460	2000	2007	600	400	J HOOK (U HOOK)
	2007	2017	600	400	J HOOK (U HOOK)
LS500/LS500h	2018	~ Current	650	500	J HOOK (U HOOK)
LS600hl	2007	2017	600	400	J HOOK (U HOOK)
LX470	2000	2007	600	550	J HOOK (U HOOK)
LX570	2008	~ Current	600	550	J HOOK (U HOOK)
RC200t	2016	~ Current	600	450	J HOOK (U HOOK)
RC300	2016	~ Current	600	450	J HOOK (U HOOK)
RC350	2015	~ Current	600	450	J HOOK (U HOOK)
RC F	2015	~ Current	600	450	J HOOK (U HOOK)
RX300	1998	2003	600	500	J HOOK (U HOOK)
	2003	2007	650	550	J HOOK (U HOOK)
RX330	2003	2009	650	550	J HOOK (U HOOK)
RX350	2003	2015	650	550	J HOOK (U HOOK)
	2016	~ Current	650	500	TOP LOCK
RX350h	2009	2015	650	550	J HOOK (U HOOK)
RX400h	2004	2009	650	550	J HOOK (U HOOK)
RX450h	2009	2015	650	550	J HOOK (U HOOK)
	2016	~ Current	650	500	TOP LOCK
SC300	1992	2000	500	500	J HOOK (U HOOK)
SC400	1992	2000	500	500	J HOOK (U HOOK)
SC430	2001	2010	600	500	J HOOK (U HOOK)

LINCOLN					
Model	Year		D	P	Arm type
AVIATOR	2003	2005	500	500	J HOOK (U HOOK)
BLADKWOOD	2001	2003	500	500	J HOOK (U HOOK)
CONTINENTAL	1998	2002	600	500	J HOOK (U HOOK)
	2017	~ Current	600	500	M-LOCK
LS	2000	2006	600	450	J HOOK (U HOOK)
MARK LT	2006	2008	500	500	J HOOK (U HOOK)
MKC	2015	~ Current	650	400	M-LOCK
MKS	2009	2012	650	500	M-LOCK
	2013	~ Current	650	500	M-LOCK
MKT	2010	~ Current	600	550	M-LOCK
MKX	2007	2010	650	450	J HOOK (U HOOK)
	2011	2015	650	500	J HOOK (U HOOK)
	2016	~ Current	650	450	M-LOCK
MKZ	2006	2012	600	450	J HOOK (U HOOK)
	2013	~ Current	550	500	M-LOCK
NAVIGATOR	1998	2007	500	500	J HOOK (U HOOK)
	2008	~ Current	550	550	J HOOK (U HOOK)
TOWN CAR	1990	2011	550	550	J HOOK (U HOOK)
ZEPHYR	2006	2006	600	450	J HOOK (U HOOK)

MASERATI					
Model	Year		D	P	Arm type
3200 GT	1998	2002	550	550	J HOOK (U HOOK)
COUPE	2003	2007	550	550	J HOOK (U HOOK)
GHIBLI	2014	~ Current	650	450	TOP LOCK
GRAN SPORT	2002	2008	550	550	J HOOK (U HOOK)
GRAN CARBRIO	2013	2016	650	400	J HOOK (U HOOK)
	2017	~ Current	650	400	TOP LOCK
GRAN TURISMO	2008	2016	650	400	J HOOK (U HOOK)
	2017	~ Current	650	400	TOP LOCK
LEVANTE	2016	~ Current	650	450	TOP LOCK
QUATTRO PORTE	1994	2001	500	500	J HOOK (U HOOK)
	2004	2012	650	450	J HOOK (U HOOK)
	2013	~ Current	650	450	TOP LOCK
SPYDER	2001	2007	550	550	J HOOK (U HOOK)

MINI					
Model	Year		D	P	Arm type
COOPER (R50/R53)	2001	2006	450	450	J HOOK (U HOOK)
COOPER (R56)	2007	2012	450	450	J HOOK (U HOOK)
COOPER 5door (F55)	2014	~ Current	450	450	J HOOK (U HOOK)
COOPER 3door (F56)	2014	~ Current	450	450	J HOOK (U HOOK)
CONVERTIBLE (R52)	2001	2008	450	450	J HOOK (U HOOK)
CONVERTIBLE (R57)	2008	2012	450	450	J HOOK (U HOOK)
CONVERTIBLE (F57)	2016	~ Current	450	450	J HOOK (U HOOK)
COUPE (R58)	2011	2015	450	500	M-LOCK
CLUBMAN (R55)	2007	2011	450	450	J HOOK (U HOOK)
CLUBMAN (F54)	2015	~ Current	500	500	NEW TOP LOCK

MINI					
Model	Year		D	P	Arm type
CONTRYPAN (R60)	2011	2016	450	500	M-LOCK
PACEMAN (R61)	2013	2016	450	500	M-LOCK
ROADSTER (R59)	2012	2015	450	500	M-LOCK
MITSUBISHI					
Model	Year		D	P	Arm type
3000GT	1990	2001	500	500	J HOOK (U HOOK)
380	2005	2008	600	450	J HOOK (U HOOK)
ASX	2010	~ Current	600	500	J HOOK (U HOOK)
ATTRAGE	2017	~ Current	600	400	J HOOK (U HOOK)
CARISMA	1995	2006	500	500	J HOOK (U HOOK)
CHALLENGER	1996	2008	500	500	J HOOK (U HOOK)
	2009	2015	550	400	J HOOK (U HOOK)
	2016	~ Current	550	450	J HOOK (U HOOK)
COLT(CZC/CZT/Ralliart)	1995	2004	500	450	J HOOK (U HOOK)
	2004	2013	600	350	J HOOK (U HOOK)
DIAMANTE	1997	2005	550	500	J HOOK (U HOOK)
ECLIPSE	1995	2012	600	550	J HOOK (U HOOK)
ENDEAVOR	2004	2012	650	500	J HOOK (U HOOK)
EXPRESS	2002	2016	450	450	J HOOK (U HOOK)
FTO	1995	2000	500	500	J HOOK (U HOOK)
GALANT	1996	2003	600	450	J HOOK (U HOOK)
	2004	2013	650	450	J HOOK (U HOOK)
GRANDIS	2003	~ Current	650	550	J HOOK (U HOOK)
i	2006	2013	650		J HOOK (U HOOK)
i-MiEV	2009	2011	650		J HOOK (U HOOK)
	2012	~ Current	600	500	J HOOK (U HOOK)
L200	1995	2005	500	450	J HOOK (U HOOK)
	2006	2015	550	450	J HOOK (U HOOK)
	2015	~ Current	550	450	J HOOK (U HOOK)
L300	1987	~ Current	450	450	J HOOK (U HOOK)
L400	1996	2007	650	650	J HOOK (U HOOK)
LANCER	1995	2003	500	450	J HOOK (U HOOK)
	2003	2007	600	450	J HOOK (U HOOK)
	2008	2017	650	450	J HOOK (U HOOK)
	2018	~ Current	600	400	J HOOK (U HOOK)
LANCER EVO MK	1996	2001	500	400	J HOOK (U HOOK)
	2001	2005	600	450	J HOOK (U HOOK)
LEGNUM	1996	2001	500	450	J HOOK (U HOOK)
MAGNA	1996	2005	550	500	J HOOK (U HOOK)
MIRAGE	1996	2004	500	450	J HOOK (U HOOK)
	2012	~ Current	600	400	J HOOK (U HOOK)
MIRAGE G4	2017	~ Current	600	400	J HOOK (U HOOK)
MONTERO	1990	2000	450	450	J HOOK (U HOOK)
	2000	2006	500	500	J HOOK (U HOOK)
	2007	~ Current	550	500	J HOOK (U HOOK)
MONTERO SPORT	1996	2008	500	500	J HOOK (U HOOK)
	2009	2015	550	400	J HOOK (U HOOK)
	2016	~ Current	550	450	J HOOK (U HOOK)

MITSUBISHI					
Model	Year		D	P	Arm type
NIMBUS	1992	1998	500	400	J HOOK (U HOOK)
	1998	2004	650	400	J HOOK (U HOOK)
OUTLANDER	2001	2006	550	450	J HOOK (U HOOK)
	2007	2012	600	500	J HOOK (U HOOK)
	2013	~ Current	650	450	J HOOK (U HOOK)
OUTLANDER SPORT	2011	~ Current	600	500	J HOOK (U HOOK)
PAJERO	1990	2000	450	450	J HOOK (U HOOK)
	2000	2006	500	500	J HOOK (U HOOK)
	2007	~ Current	550	500	J HOOK (U HOOK)
PAJERO SPORT	1996	2008	500	500	J HOOK (U HOOK)
	2009	2015	550	400	J HOOK (U HOOK)
	2016	~ Current	550	450	J HOOK (U HOOK)
PAJERO PININ	1997	2007	450	450	J HOOK (U HOOK)
RAIDER	2006	2010	500	500	J HOOK (U HOOK)
RVR	2011	~ Current	600	500	J HOOK (U HOOK)
SHOGUN	1990	2000	450	450	J HOOK (U HOOK)
	2000	2006	500	500	J HOOK (U HOOK)
	2007	~ Current	550	500	J HOOK (U HOOK)
SHOGUN SPORT	1996	2008	500	500	J HOOK (U HOOK)
	2009	2015	550	400	J HOOK (U HOOK)
	2016	~ Current	550	450	J HOOK (U HOOK)
SHOGUN PININ	1997	2007	450	450	J HOOK (U HOOK)
SPACE STAR	1998	2005	500	450	J HOOK (U HOOK)
	2012	~ Current	600	400	J HOOK (U HOOK)
SPACE WAGON	1998	2004	650	400	J HOOK (U HOOK)
STAR WAGON	1996	2003	550	550	J HOOK (U HOOK)
TRITON	1996	2006	500	450	J HOOK (U HOOK)
	2006	2015	550	450	J HOOK (U HOOK)
	2015	~ Current	550	450	J HOOK (U HOOK)
VERADA	1996	2006	550	500	J HOOK (U HOOK)
XPANDER	2017	~ Current	600	400	J HOOK (U HOOK)

NISSAN					
Model	Year		D	P	Arm type
180SX	1989	1999	500	500	J HOOK (U HOOK)
200SX	1994	2000	500	500	J HOOK (U HOOK)
	2000	2003	500	450	J HOOK (U HOOK)
350Z	2003	2009	500	450	J HOOK (U HOOK)
370Z	2009	~ Current	500	450	J HOOK (U HOOK)
ALMERA	1995	2000	500	450	J HOOK (U HOOK)
	2001	2006	550	400	J HOOK (U HOOK)
ALMERA TINO	2000	2006	650	450	J HOOK (U HOOK)
ALTIMA	1993	2001	500	500	J HOOK (U HOOK)
	2002	2008	650	400	J HOOK (U HOOK)
	2009	2012	650	400	J HOOK (U HOOK)
	2013	~ Current	650	400	J HOOK (U HOOK)
ALTIMA EV	1999	2001	550	450	J HOOK (U HOOK)
ARMADA	2004	2016	600	550	J HOOK (U HOOK)
	2017	~ Current	600	450	J HOOK (U HOOK)

NISSAN					
Model	Year		D	P	Arm type
CUBE	2003	2015	500	500	J HOOK (U HOOK)
D21 PICK-UP	1986	2008	450	450	J HOOK (U HOOK)
DUALIS	2007	2013	600	400	M-LOCK
ELGRAND	1997	2002	650	450	J HOOK (U HOOK)
	2003	2010	650	450	J HOOK (U HOOK)
EVALIA	2011	~ Current	550	400	J HOOK (U HOOK)
FRONTIER	1998	2004	450	450	J HOOK (U HOOK)
	2005	~ Current	600	450	J HOOK (U HOOK)
GT-R	2009	2013	550	450	J HOOK (U HOOK)
	2014	~ Current	550	500	J HOOK (U HOOK)
INTERSTAR	2002	2009	600	600	J HOOK (U HOOK)
JUKE	2011	2017	550	350	J HOOK (U HOOK)
KICKS	2018	~ Current	650	350	J HOOK (U HOOK)
KUBISTAR	2003	2009	500	500	J HOOK (U HOOK)
LEAF	2010	~ Current	650	400	J HOOK (U HOOK)
MAXIMA	1994	1999	550	500	J HOOK (U HOOK)
	2000	2008	650	400	J HOOK (U HOOK)
	2009	2014	650	400	J HOOK (U HOOK)
	2015	~ Current	650	400	J HOOK (U HOOK)
MICRA	1992	2002	500	450	J HOOK (U HOOK)
	2003	2010	500	450	J HOOK (U HOOK)
	2010	2015	500	350	J HOOK (U HOOK)
	2016	~ Current	650	350	J HOOK (U HOOK)
MURANO	2003	2008	650	450	J HOOK (U HOOK)
	2009	2014	650	400	J HOOK (U HOOK)
	2015	~ Current	650	450	J HOOK (U HOOK)
NAVARA	1997	2004	450	450	J HOOK (U HOOK)
	2005	2014	600	450	J HOOK (U HOOK)
	2015	2017	600	400	J HOOK (U HOOK)
NOTE	2006	2012	600	350	J HOOK (U HOOK)
	2013	~ Current	600	350	J HOOK (U HOOK)
NP200	2008	2015	500	500	J HOOK (U HOOK)
NP300	2008	~ Current	450	450	J HOOK (U HOOK)
NV200	2009	2015	550	400	J HOOK (U HOOK)
NV1500/NV2500/NV3500	2011	~ Current	500	500	J HOOK (U HOOK)
NV300	2016	~ Current	650	450	J HOOK (U HOOK)
NV400	2011	2016	650	650	J HOOK (U HOOK)
PATHFINDER	1995	2004	550	500	J HOOK (U HOOK)
	2005	2012	600	450	J HOOK (U HOOK)
	2013	~ Current	650	400	J HOOK (U HOOK)
PATROL	1997	2004	500	500	J HOOK (U HOOK)
	2004	2012	500	450	J HOOK (U HOOK)
	2012	2018	550	500	J HOOK (U HOOK)
PIXO	2009	2017	550	350	J HOOK (U HOOK)
PRIMASTAR	2002	2013	600	500	J HOOK (U HOOK)
PRIMERA	1990	1996	500	450	J HOOK (U HOOK)
	1996	2001	500	500	J HOOK (U HOOK)
	2002	2007	650	450	J HOOK (U HOOK)

NISSAN					
Model	Year		D	P	Arm type
PULSAR	1995	2000	500	450	J HOOK (U HOOK)
	2000	2005	550	400	J HOOK (U HOOK)
	2012	2016	650	350	J HOOK (U HOOK)
QASHQAI	2006	2013	600	400	M-LOCK
	2014	~ Current	650	400	J HOOK (U HOOK)
QUEST	1993	2003	550	550	J HOOK (U HOOK)
	2004	2010	650	450	J HOOK (U HOOK)
	2011	2017	650	450	J HOOK (U HOOK)
QX	1994	2000	550	500	J HOOK (U HOOK)
ROGUE	2008	2013	650	350	J HOOK (U HOOK)
	2014	~ Current	650	400	J HOOK (U HOOK)
ROGUE SELECT	2014	2015	650	350	J HOOK (U HOOK)
SENTRA	2000	2006	550	400	J HOOK (U HOOK)
	2007	2012	650	400	J HOOK (U HOOK)
	2013	~ Current	650	400	J HOOK (U HOOK)
SERENA	1992	2001	600	600	J HOOK (U HOOK)
SKYLINE	1993	1998	500	450	J HOOK (U HOOK)
	1998	2002	500	500	J HOOK (U HOOK)
	2002	2006	550	400	J HOOK (U HOOK)
STAGEA	1996	2001	500	400	J HOOK (U HOOK)
TERRANO	1993	2006	500	500	J HOOK (U HOOK)
TIIDA	2006	2013	550	400	J HOOK (U HOOK)
TITAN	2004	2015	600	550	J HOOK (U HOOK)
	2016	~ Current	600	500	J HOOK (U HOOK)
TITAN XD	2016	~ Current	600	500	J HOOK (U HOOK)
TRADE	1992	2001	500	500	J HOOK (U HOOK)
URVAN	2001	2007	450	450	J HOOK (U HOOK)
VERSA Hatchback	2007	2012	650	350	J HOOK (U HOOK)
	2014	~ Current	650	650	J HOOK (U HOOK)
VERSA Sedan	2007	2011	650	350	J HOOK (U HOOK)
	2012	~ Current	600	350	J HOOK (U HOOK)
X-TRAIL	2001	2007	600	400	J HOOK (U HOOK)
	2007	2013	600	400	J HOOK (U HOOK)
	2014	~ Current	650	400	J HOOK (U HOOK)
XTERRA	2000	2004	450	450	J HOOK (U HOOK)
	2005	2015	600	450	J HOOK (U HOOK)

PEUGEOT					
Model	Year		D	P	Arm type
106	1991	2004	500	450	J HOOK (U HOOK)
107	2005	2014	650		J HOOK (U HOOK)
1007	2005	2012	600	450	J HOOK (U HOOK)
108	2014	~ Current	650		M-LOCK
206/206CC/206SW/206+	1998	2000	650	450	J HOOK (U HOOK)
	2000	2006	550	550	J HOOK (U HOOK)
	2007	2013	650	400	J HOOK (U HOOK)
207/207CC/207SW/207GT	2006	2016	650	400	P&H
208	2013	~ Current	650	400	TOP LOCK

PEUGEOT					
Model	Year		D	P	Arm type
2008	2013	2016	650	400	TOP LOCK
	2017	~ Current	650	400	TOP LOCK
306	1994	2001	550	500	J HOOK (U HOOK)
307/307CC/307SW	2000	2005	600	650	M-LOCK
	2005	2009	650	650	M-LOCK
307/308CC/308SW/308GT	2007	2014	650	650	TOP LOCK
	2014	~ Current	600	450	TOP LOCK
3008/3008GT	2009	2016	650	650	TOP LOCK
	2017	~ Current	650	400	NEW TOP LOCK
406	1995	2005	600	550	J HOOK (U HOOK)
407/407SW	2004	2012	650	650	P&H
4007	2007	2013	600	500	J HOOK (U HOOK)
408	2010	2014	650	650	TOP LOCK
4008	2012	~ Current	600	500	J HOOK (U HOOK)
508/508SW/508RXH/508GT	2010	~ Current	650	650	TOP LOCK
5008/5008GT	2009	2016	650	650	TOP LOCK
	2017	~ Current	650	400	NEW TOP LOCK
605	1989	1999	550	550	J HOOK (U HOOK)
806	1994	2002	650	500	J HOOK (U HOOK)
807	2002	2013	650	650	J HOOK (U HOOK)
BOXER	1994	2006	550	550	J HOOK (U HOOK)
	2006	2016	650	550	TOP LOCK
EXPERT	1995	2007	650	500	J HOOK (U HOOK)
	2007	2015	650	500	J HOOK (U HOOK)
ION	2010	2016	650	650	J HOOK (U HOOK)
PATNER	1996	2008	550	550	J HOOK (U HOOK)
	2008	2016	650	400	TOP LOCK
RCZ/RCZ-R	2010	2015	650	650	TOP LOCK

PORSCHE					
Model	Year		D	P	Arm type
911	1997	2004	550	500	J HOOK (U HOOK)
	2004	2012	550	500	J HOOK (U HOOK)
	2013	~ Current	550	550	NEW TOP LOCK
918	2014	2016	500	550	NEW TOP LOCK
BOXSTER	1996	2004	550	500	J HOOK (U HOOK)
	2005	2012	550	500	J HOOK (U HOOK)
	2013	2016	550	550	NEW TOP LOCK
BOXSTER 718	2017	~ Current	500	550	NEW TOP LOCK
CARRERA GT	2004	2006	550	550	J HOOK (U HOOK)
CAYENNE	2003	2010	650	650	P&H
	2011	~ Current	650	650	P&H
CAYMAN	2005	2013	550	550	J HOOK (U HOOK)
	2014	2016	550	550	NEW TOP LOCK
CAYMAN 718	2017	~ Current	500	550	NEW TOP LOCK
MACAN	2014	~ Current	600	500	NEW TOP LOCK
PANAMERA	2009	2013	600	500	J HOOK (U HOOK)
	2014	~ Current	650	500	NEW TOP LOCK

ROLLSROYCE					
Model	Year		D	P	Arm type
CORNICHE	2000	2003	550	550	J HOOK (U HOOK)
GHOST	2010	~ Current	650	450	P&H
PARK WARD	2002	2002	600	600	J HOOK (U HOOK)
PHANTOM	2004	2017	600	600	J HOOK (U HOOK)
	2018	~ Current	650	400	M-LOCK
SILVER SERAPH	1998	2003	600	600	J HOOK (U HOOK)
WRAITH	2014	~ Current	650	450	P&H

SAAB					
Model	Year		D	P	Arm type
9-2X	2004	2006	550	400	J HOOK (U HOOK)
9-31st generation	1998	2002	500	500	J HOOK (U HOOK)
9-3(2nd generation)	2003	2007	550	550	J HOOK (U HOOK)
9-3(2nd generation)	2008	2011	550	550	M-LOCK
9-3X	2009	2013	550	550	M-LOCK
9-4X	2011	2012	650	400	TOP LOCK
9-51st generation	1997	2007	550	550	J HOOK (U HOOK)
9-5(2nd generation)	2010	2012	600	500	J HOOK (U HOOK)
9-7X	2005	2012	550	550	J HOOK (U HOOK)

SMART					
Model	Year		D	P	Arm type
CITY CAR	1998	2002	500	500	J HOOK (U HOOK)
CROSSBLADE	2002	2003	500	500	J HOOK (U HOOK)
FORFOUR	2004	2006	650	450	J HOOK (U HOOK)
FORTWO	2004	2007	500	500	J HOOK (U HOOK)
	2008	2015	600	550	M-LOCK
ROADSTER	2003	2007	500	450	J HOOK (U HOOK)
SMART	1997	2004	500	500	J HOOK (U HOOK)

SUBARU					
Model	Year		D	P	Arm type
ASCENT	2019	~ Current	650	200	J HOOK (U HOOK)
BAJA	2003	2006	550	500	J HOOK (U HOOK)
BRZ	2013	~ Current	550	500	J HOOK (U HOOK)
CROSSTREK	2016	~ Current	650	400	J HOOK (U HOOK)
FORESTER	1998	2003	500	450	J HOOK (U HOOK)
	2004	2008	550	450	J HOOK (U HOOK)
	2009	2012	600	450	J HOOK (U HOOK)
	2013	~ Current	650	400	J HOOK (U HOOK)
IMPREZA	1993	2001	500	450	J HOOK (U HOOK)
	2002	2007	550	400	J HOOK (U HOOK)
	2008	2012	600	400	J HOOK (U HOOK)
	2013	~ Current	650	400	J HOOK (U HOOK)
JUSTY	1995	2003	500	450	J HOOK (U HOOK)
	2003	2008	450	450	J HOOK (U HOOK)
	2008	~ Current	500	450	J HOOK (U HOOK)

SUBARU					
Model	Year		D	P	Arm type
LEGACY	1995	1999	500	450	J HOOK (U HOOK)
	2000	2004	550	500	J HOOK (U HOOK)
	2005	2009	600	450	J HOOK (U HOOK)
	2010	2014	650	450	J HOOK (U HOOK)
	2015	~ Current	650	400	J HOOK (U HOOK)
LEVORG	2014	~ Current	650	400	J HOOK (U HOOK)
LIBERTY	1994	1999	500	450	J HOOK (U HOOK)
	1999	2003	550	500	J HOOK (U HOOK)
	2003	2009	600	450	J HOOK (U HOOK)
	2009	2017	650	450	J HOOK (U HOOK)
OUTBACK	1996	2000	500	450	J HOOK (U HOOK)
	2000	2004	550	500	J HOOK (U HOOK)
	2005	2009	600	450	J HOOK (U HOOK)
	2010	2014	650	450	J HOOK (U HOOK)
	2015	~ Current	650	400	J HOOK (U HOOK)
R1	2004	2010	550	350	J HOOK (U HOOK)
SUMO	1983	2000	400	400	J HOOK (U HOOK)
TREZIA	2005	2010	650	650	J HOOK (U HOOK)
TRIBECA	2006	2016	650	500	J HOOK (U HOOK)
WRX	2007	2013	600	400	J HOOK (U HOOK)
	2014	~ Current	650	400	J HOOK (U HOOK)
XV CROSSTREK	2011	~ Current	650	400	J HOOK (U HOOK)

SUZUKI					
Model	Year		D	P	Arm type
AERIO	2001	2007	550	450	J HOOK (U HOOK)
ALTO	1994	2003	450	400	J HOOK (U HOOK)
	2004	2009	450	400	J HOOK (U HOOK)
	2009	2014	500	350	J HOOK (U HOOK)
	2015	~ Current	500	350	J HOOK (U HOOK)
ALTO LAPIN	2002	2008	400	400	J HOOK (U HOOK)
	2008	2015	450	450	J HOOK (U HOOK)
	2015	~ Current	450	450	J HOOK (U HOOK)
APV	2005	~ Current	450	450	J HOOK (U HOOK)
BALENO	1996	2007	500	450	J HOOK (U HOOK)
	2016	~ Current	500	450	J HOOK (U HOOK)
CARRY	1994	~ Current	400	350	J HOOK (U HOOK)
CELERIO	2014	~ Current	500	350	J HOOK (U HOOK)
CIAZ	2016	~ Current	600	400	J HOOK (U HOOK)
ERTIGA	2012	2018	500	350	J HOOK (U HOOK)
EQUATOR	2009	2013	600	450	J HOOK (U HOOK)
ESCUDO	2001	2007	550	450	J HOOK (U HOOK)
	2015	~ Current	600	400	J HOOK (U HOOK)
ESTEEM	1995	2008	500	450	J HOOK (U HOOK)
FORENZA	2004	2008	550	450	J HOOK (U HOOK)
GRAND VITARA	1998	~ Current	450	450	J HOOK (U HOOK)
HUSTLER	2014	~ Current	400	400	J HOOK (U HOOK)
IGNIS	2000	2008	450	450	J HOOK (U HOOK)
	2016	~ Current	500	450	J HOOK (U HOOK)

SUZUKI					
Model	Year		D	P	Arm type
JIMNY	1998	2018	450	400	J HOOK (U HOOK)
KIZASHI	2009	2016	600	500	J HOOK (U HOOK)
LIANA	2001	2007	550	450	J HOOK (U HOOK)
RENO	2004	2008	550	450	J HOOK (U HOOK)
SAMURAI	1988	2004	350	350	J HOOK (U HOOK)
SIERRA	1983	2000	450	450	J HOOK (U HOOK)
SPACIA	2013	2017	500	400	J HOOK (U HOOK)
SPLASH	2008	2016	550	400	J HOOK (U HOOK)
SWIFT	1989	2001	500	450	J HOOK (U HOOK)
	2005	2010	500	450	J HOOK (U HOOK)
	2011	2017	550	400	J HOOK (U HOOK)
	2017	~ Current	500	450	J HOOK (U HOOK)
SX4 S-CROSS	2006	~ Current	650	350	J HOOK (U HOOK)
VERONA	2004	2006	550	500	J HOOK (U HOOK)
VITARA	1999	2005	450	450	J HOOK (U HOOK)
	2015	~ Current	600	400	J HOOK (U HOOK)
WAGON R	1997	~ Current	500	450	J HOOK (U HOOK)
X-90	1995	1998	500	450	J HOOK (U HOOK)
XL-7	2001	2006	450	450	J HOOK (U HOOK)
	2007	2009	600	450	J HOOK (U HOOK)

TESLA					
Model	Year		D	P	Arm type
MODEL 3	2017	~ Current	650	450	TOP LOCK
MODEL S	2011	~ Current	650	450	TOP LOCK
MODEL X	2016	~ Current	650	450	TOP LOCK
ROADSTER	2006	2012	650	650	J HOOK (U HOOK)

TOYOTA					
Model	Year		D	P	Arm type
4-RUNNER/PICKUP	1990	2002	400	400	J HOOK (U HOOK)
	2003	2009	550	500	J HOOK (U HOOK)
	2010	~ Current	600	500	J HOOK (U HOOK)
86	2012	~ Current	550	500	J HOOK (U HOOK)
ALPHARD	2002	2009	650	400	J HOOK (U HOOK)
	2010	2016	650	350	J HOOK (U HOOK)
ARISTO	1991	1997	500	450	J HOOK (U HOOK)
AURION	2006	2012	600	500	J HOOK (U HOOK)
	2012	~ Current	650	450	J HOOK (U HOOK)
AURIS	2006	2012	650	400	J HOOK (U HOOK)
	2013	2018	650	350	J HOOK (U HOOK)
AVALON	1995	1999	500	450	J HOOK (U HOOK)
	2000	2004	600	400	J HOOK (U HOOK)
	2005	2012	650	500	M-LOCK
	2013	~ Current	650	450	J HOOK (U HOOK)
AVANZA	2003	2011	500	400	J HOOK (U HOOK)
	2012	2017	500	400	J HOOK (U HOOK)

TOYOTA					
Model	Year		D	P	Arm type
AVENSIS	1997	2003	500	450	J HOOK (U HOOK)
	2003	2008	600	400	J HOOK (U HOOK)
	2009	~ Current	650	400	TOP LOCK
AVENSIS VERSO	2001	2010	550	400	J HOOK (U HOOK)
AYGO	2005	2013	650	650	J HOOK (U HOOK)
	2014	~ Current	650	650	M-LOCK
C-HR	2016	~ Current	650	400	TOP LOCK
CAMRY	1992	2001	500	450	J HOOK (U HOOK)
	2002	2006	600	450	J HOOK (U HOOK)
	2007	2011	600	500	J HOOK (U HOOK)
	2012	2017	650	450	J HOOK (U HOOK)
	2018	~ Current	650	500	J HOOK (U HOOK)
CARINA	1992	1997	500	450	J HOOK (U HOOK)
CELICA	1994	1999	500	500	J HOOK (U HOOK)
	2000	2006	650	400	J HOOK (U HOOK)
COASTER	2003	2006	550	550	J HOOK (U HOOK)
COROLLA	1993	2001	500	450	J HOOK (U HOOK)
	2002	2008	550	450	J HOOK (U HOOK)
	2009	~ Current	650	400	J HOOK (U HOOK)
COROLLA ALTIS	2001	2008	600	400	J HOOK (U HOOK)
	2008	2018	650	350	J HOOK (U HOOK)
COROLLA VERSO	2001	2009	650	350	J HOOK (U HOOK)
CROWN	2000	2005	600	450	J HOOK (U HOOK)
	2006	2016	600	450	J HOOK (U HOOK)
DYNA	1995	2001	400	400	J HOOK (U HOOK)
ECHO	2000	2008	550	350	J HOOK (U HOOK)
ESTIMA	2006	2016	650	450	J HOOK (U HOOK)
FJ CRUISER	2007	2016	400	350 2P	J HOOK (U HOOK)
FORTUNER	2005	2015	500	450	J HOOK (U HOOK)
	2016	~ Current	500	450	J HOOK (U HOOK)
HARRIER	1998	2003	600	500	J HOOK (U HOOK)
	2004	2013	650	550	J HOOK (U HOOK)
	2013	~ Current	650	550	J HOOK (U HOOK)
HIGHLANDER	2001	2007	550	450	J HOOK (U HOOK)
	2008	~ Current	650	500	J HOOK (U HOOK)
HI-ACE BUS	1989	2004	450	450	J HOOK (U HOOK)
	2005	~ Current	550	550	J HOOK (U HOOK)
HI-ACE VAN	1998	2004	500	500	J HOOK (U HOOK)
	2005	~ Current	550	500	J HOOK (U HOOK)
HI-LUX	1988	2004	400	400	J HOOK (U HOOK)
	2005	2015	500	450	J HOOK (U HOOK)
	2016	~ Current	550	400	J HOOK (U HOOK)
INNOVA	2004	2017	500	450	J HOOK (U HOOK)
IQ	2008	~ Current	550	450	J HOOK (U HOOK)
KLUGER	2003	2007	500	450	J HOOK (U HOOK)
	2007	~ Current	650	500	J HOOK (U HOOK)
LANDCRUISER	1993	1997	450	450	J HOOK (U HOOK)
	1998	2007	600	550	J HOOK (U HOOK)
	2007	~ Current	600	550	J HOOK (U HOOK)

TOYOTA					
Model	Year		D	P	Arm type
LANDCRUISER PRADO	1996	2003	500	450	J HOOK (U HOOK)
	2003	2009	550	500	J HOOK (U HOOK)
	2009	2017	650	500	J HOOK (U HOOK)
MARK-X	2005	2009	550	500	J HOOK (U HOOK)
	2009	~ Current	600	400	J HOOK (U HOOK)
MATRIX/MATRIX S	2003	2008	500	450	J HOOK (U HOOK)
	2009	~ Current	650	400	J HOOK (U HOOK)
MIRAI	2017	~ Current	650	500	J HOOK (U HOOK)
MR2	1990	2007	500	450	J HOOK (U HOOK)
PASEO	1992	1999	500	450	J HOOK (U HOOK)
PICNIC	1996	2001	600	400	J HOOK (U HOOK)
PREVIA	1990	2006	650	450	J HOOK (U HOOK)
PRIUS	2001	2003	600	400	J HOOK (U HOOK)
	2004	2009	650	450	J HOOK (U HOOK)
	2010	2015	650	450	J HOOK (U HOOK)
PRIUS PRIME	2017	~ Current	650	400	J HOOK (U HOOK)
RPIUS C	2012	~ Current	650	350	J HOOK (U HOOK)
PRIUS V	2012	2014	650	450	J HOOK (U HOOK)
	2015	~ Current	650	350	J HOOK (U HOOK)
PRIUS PLUG-IN	2012	2015	650	450	J HOOK (U HOOK)
PROACE	2016	~ Current	650	450	J HOOK (U HOOK)
RAV4	1994	2000	500	450	J HOOK (U HOOK)
	2001	2005	600	450	J HOOK (U HOOK)
	2006	2012	600	400	J HOOK (U HOOK)
	2013	2018	650	400	J HOOK (U HOOK)
RUKUS	2010	2015	550	500	J HOOK (U HOOK)
RUSH	2006	2017	500	450	J HOOK (U HOOK)
SEQUOIA	2001	2007	450	450	J HOOK (U HOOK)
	2008	~ Current	650	550	M-LOCK
SIENNA	1998	2003	600	450	J HOOK (U HOOK)
	2004	2010	650	450	J HOOK (U HOOK)
	2011	~ Current	650	500	J HOOK (U HOOK)
SOARER	1991	2000	500	500	J HOOK (U HOOK)
SOLARA	1991	1998	500	500	J HOOK (U HOOK)
	1999	2003	550	500	J HOOK (U HOOK)
	2004	2009	600	450	J HOOK (U HOOK)
STARLET	1996	1999	500	450	J HOOK (U HOOK)
SUPRA	1992	2002	500	500	J HOOK (U HOOK)
T-100	1993	1998	450	450	J HOOK (U HOOK)
TACOMA	1995	2004	400	400	J HOOK (U HOOK)
	2005	2015	550	500	J HOOK (U HOOK)
	2016	~ Current	550	500	J HOOK (U HOOK)
TARAGO	2000	2006	650	450	J HOOK (U HOOK)
	2006	2018	650	400	J HOOK (U HOOK)
TERCEL	1991	1999	450	450	J HOOK (U HOOK)
TOWNACE	1997	2004	550	400	J HOOK (U HOOK)

TOYOTA					
Model	Year		D	P	Arm type
TUNDRA	2000	2006	450	450	J HOOK (U HOOK)
	2007	2013	650	550	J HOOK (U HOOK)
	2014	2016	650	600	J HOOK (U HOOK)
	2017	~ Current	650	550	J HOOK (U HOOK)
URBAN CRUISER	2009	~ Current	600	350	J HOOK (U HOOK)
VENZA	2009	2016	650	550	J HOOK (U HOOK)
VERSO	2009	2016	650	400	J HOOK (U HOOK)
VERSO S	2010	2015	650	650	J HOOK (U HOOK)
VIOS	2003	2007	500	350	J HOOK (U HOOK)
	2007	2013	600	350	J HOOK (U HOOK)
	2014	~ Current	600	350	J HOOK (U HOOK)
VITZ	1999	2005	500	350	J HOOK (U HOOK)
	2005	2018	600	350	J HOOK (U HOOK)
WISH	2003	2009	650	350	J HOOK (U HOOK)
	2009	2017	600	350	J HOOK (U HOOK)
YARIS	1999	2005	500	350	J HOOK (U HOOK)
	2006	2011	600	350	J HOOK (U HOOK)
YARIS Hatchback	2012	2017	650	650	J HOOK (U HOOK)
	2017	~ Current	650	650	J HOOK (U HOOK)
YARIS Sedan	2012	2016	600	350	J HOOK (U HOOK)
	2017	~ Current	550	400	J HOOK (U HOOK)
YARIS IA	2017	~ Current	550	400	J HOOK (U HOOK)
YARIS VERSO	1999	2005	550	400	J HOOK (U HOOK)

VOLVO					
Model	Year		D	P	Arm type
240	1985	1993	400	400	J HOOK (U HOOK)
440/460/480	1986	1996	500	500	J HOOK (U HOOK)
740	1985	1992	500	500	J HOOK (U HOOK)
760	1989	1990	500	500	J HOOK (U HOOK)
760	1984	1988	500	500	J HOOK (U HOOK)
780	1988	1991	500	500	J HOOK (U HOOK)
850	1991	1996	500	500	J HOOK (U HOOK)
940	1990	1998	500	500	J HOOK (U HOOK)
960	1990	1996	500	500	J HOOK (U HOOK)
C30	2006	2013	650	450	TOP LOCK
C70 2nd generation	1997	2005	500	500	J HOOK (U HOOK)
C70 3rd generation	2005	2013	650	450	TOP LOCK
S40	1995	2004	500	500	J HOOK (U HOOK)
S40 2nd generation	2004	2006	650	500	P&H
	2006	2013	650	500	TOP LOCK
S60	2000	2004	600	500	J HOOK (U HOOK)
	2004	2009	600	550	M-LOCK
S60 2nd generation	2010	~ Current	650	500	TOP LOCK
S70	1996	2000	500	500	J HOOK (U HOOK)
S80	1998	2003	600	500	J HOOK (U HOOK)
	2003	2006	600	550	M-LOCK
S80 2nd generation	2006	2016	650	500	TOP LOCK
S90	1997	1998	500	500	J HOOK (U HOOK)

VOLVO					
Model	Year		D	P	Arm type
S90 2nd generation	2017	~ Current	600	500	NEW TOP LOCK
V40	1995	2004	500	500	J HOOK (U HOOK)
V40 2nd generation	2012	~ Current	650	450	TOP LOCK
V50	2004	2006	650	500	P&H
	2006	2013	650	500	TOP LOCK
V60	2010	2013	650	500	TOP LOCK
V60 2nd generation	2014	~ Current	650	500	TOP LOCK
V70	1996	2000	500	500	J HOOK (U HOOK)
V70 2nd generation	2000	2004	600	500	TOP LOCK
	2004	2007	600	550	M-LOCK
V70 3rd generation	2007	2010	650	500	TOP LOCK
V90	1997	1998	500	500	J HOOK (U HOOK)
V90 2nd generation	2017	~ Current	600	500	NEW TOP LOCK
XC40	2018	~ Current	600	500	NEW TOP LOCK
XC60	2008	2013	650	500	TOP LOCK
XC60 2nd generation	2014	2016	650	500	TOP LOCK
XC60 3rd generation	2017	~ Current	650	450	NEW TOP LOCK
XC70	2000	2004	600	500	J HOOK (U HOOK)
XC70 2nd generation	2004	2007	600	550	M-LOCK
XC70 3rd generation	2008	2016	650	500	TOP LOCK
XC90	2002	2004	600	550	J HOOK (U HOOK)
	2004	2014	600	550	M-LOCK
XC90 2nd generation	2015	~ Current	600	500	NEW TOP LOCK

VOLKSWAGEN					
Model	Year		D	P	Arm type
AMAROK	2010	2012	600	500	J HOOK (U HOOK)
	2013	~ Current	600	500	NEW TOP LOCK
ARTEON	2017	~ Current	650	450	TOP LOCK
ATLAS	2018	~ Current	650	550	TOP LOCK
NEW BEETLE	1998	2011	500	500	J HOOK (U HOOK)
THE BEETLE	2012	~ Current	550	550	NEW TOP LOCK
BORA	1998	2002	500	450	J HOOK (U HOOK)
	2002	2006	500	450	P&H
CADDY 2nd generation	1995	2004	500	450	J HOOK (U HOOK)
CADDY 3rd generation	2004	2007	600	450	P&H
	2011	2015	600	450	TOP LOCK
CADDY 4th generation	2016	~ Current	600	450	NEW TOP LOCK
CADDY MAXI	2011	2015	600	450	TOP LOCK
CADDY MAXI 2nd generation	2016	~ Current	600	450	NEW TOP LOCK
CADDY PICK UP	1982	1998	400	400	J HOOK (U HOOK)
CADDY PICK UP 2nd generation	1996	2000	500	450	J HOOK (U HOOK)
CADDY VAN	1982	1992	400	400	J HOOK (U HOOK)
CADDY VAN 2nd generation	1995	2004	500	400	J HOOK (U HOOK)
CADDY VAN 3rd generation	2004	2007	600	450	P&H
	2007	2010	600	450	TOP LOCK
	2010	2015	600	450	TOP LOCK
CADDY VAN 4th generation	2015	~ Current	600	450	NEW TOP LOCK

VOLKSWAGEN					
Model	Year		D	P	Arm type
CC	2009	2012	600	450	TOP LOCK
CC 2nd generation	2012	2016	600	450	NEW TOP LOCK
CORRADO	1988	1995	450	450	J HOOK (U HOOK)
CRATER	2006	2011	650	600	M-LOCK
CRATER 2nd generation	2011	~ Current	650	600	M-LOCK
CARAVELLE T4	1993	2004	500	500	J HOOK (U HOOK)
CARAVELLE T5	2003	2013	600	600	J HOOK (U HOOK)
	2013	2015	600	600	TOP LOCK
CARAVELLE T6	2015	~ Current	600	600	TOP LOCK
EOS	2006	2013	600	450	TOP LOCK
	2014	~ Current	650	450	TOP LOCK
E-GOLF	2014	~ Current	650	450	TOP LOCK
E-UP	2014	~ Current	600	400	TOP LOCK
EUROVAN	1992	2003	500	500	J HOOK (U HOOK)
FOX	1987	1993	450	450	J HOOK (U HOOK)
FOX 2nd generation	2005	2012	500	350	J HOOK (U HOOK)
GOLF 3rd generation	1991	1999	500	450	J HOOK (U HOOK)
GOLF 4th generation	1998	2002	500	450	J HOOK (U HOOK)
	2002	2006	500	450	P&H
GOLF 5th generation	2006	2009	600	450	TOP LOCK
GOLF 6th generation	2010	2013	600	450	TOP LOCK
GOLF 6th generation CONVERTIBLE	2012	2014	600	450	NEW TOP LOCK
GOLF 7th generation	2013	~ Current	650	450	NEW TOP LOCK
GOLF PLUS	2009	2014	650	650	P&H
GOLF SV	2014	~ Current	650	400	NEW TOP LOCK
JETTA 4th generation	2001	2005	500	450	J HOOK (U HOOK)
JETTA 5th generation	2005	2011	600	450	TOP LOCK
JETTA 6th generation	2012	~ Current	600	450	NEW TOP LOCK
LT 2nd generation	1996	2001	600	550	J HOOK (U HOOK)
LT 3rd generation	2001	2006	600	550	J HOOK (U HOOK)
LUPO	1998	2005	500	450	P&H
MAGGIOLINO	2011	~ Current	500	500	TOP LOCK
MULTIVAN T4	1990	2003	500	500	J HOOK (U HOOK)
MULTIVAN T5	2003	2007	600	600	P&H
	2008	2013	600	600	J HOOK (U HOOK)
MULTIVAN T6	2014	~ Current	600	600	NEW TOP LOCK
PASSAT 3rd generation	1988	1996	500	500	J HOOK (U HOOK)
PASSAT 4th generation	1996	2000	500	500	J HOOK (U HOOK)
PASSAT 5th generation	2000	2005	500	500	P&H
PASSAT 6th generation	2005	2011	600	450	TOP LOCK
PASSAT 7th generation	2012	2016	600	450	NEW TOP LOCK
PASSAT 8세대	2016	~ Current	650	450	NEW TOP LOCK
PASSAT CC	2009	2012	600	450	TOP LOCK
PHAETON	2002	2016	600	500	P&H
POLO 2nd generation	1981	1994	400	400	J HOOK (U HOOK)
POLO 3rd generation	1994	2001	450	450	J HOOK (U HOOK)
POLO CLASSIC	1995	2001	500	450	J HOOK (U HOOK)

VOLKSWAGEN					
Model	Year		D	P	Arm type
POLO VARIANT	1997	2002	500	450	J HOOK (U HOOK)
POLO 4th generation	2002	2005	500	450	P&H
	2005	2010	500	450	TOP LOCK
POLO 5th generation	2010	2017	600	400	NEW TOP LOCK
R32	2008	2009	600	450	TOP LOCK
RABBIT	2006	2009	600	450	TOP LOCK
ROUTAN	2009	2013	650	500	J HOOK (U HOOK)
SCIROCCO 3rd generation	2009	2016	600	450	TOP LOCK
SHARAN	1995	2001	650	650	J HOOK (U HOOK)
	2001	2010	650	650	P&H
SHARAN 2nd generation	2010	~ Current	650	400	TOP LOCK
TIGUAN	2007	2016	600	500	TOP LOCK
TIGUAN 2nd generation	2016	~ Current	600	500	NEW TOP LOCK
TOUAREG	2003	2010	650	650	P&H
TOUAREG 2nd generation	2010	~ Current	650	650	P&H
TOURAN	2003	2006	600	450	P&H
	2007	2009	600	450	TOP LOCK
TOURAN 2nd generation	2010	2015	600	450	TOP LOCK
TOURAN 3rd generation	2015	~ Current	650	400	TOP LOCK
TRANSPORTER T3	1981	1992	450	450	J HOOK (U HOOK)
TRANSPORTER T4	1990	2001	500	500	J HOOK (U HOOK)
TRANSPORTER T5	2005	2013	600	600	J HOOK (U HOOK)
	2013	2015	600	600	NEW TOP LOCK
TRANSPORTER T6	2015	~ Current	600	600	NEW TOP LOCK
T-ROC	2017	~ Current	650	500	NEW TOP LOCK
UP!	2011	~ Current	600	400	NEW TOP LOCK
VENTO	1992	1998	500	450	J HOOK (U HOOK)

HYUNDAI					
Model	Year		D	P	LOCK TYPE
i30		2009	600	450	TOP-LOCK
Veracruz		2010	600	500	TOP-LOCK
Equus		2010	600	500	M-LOCK
Genesis		2010	600	500	M-LOCK

Renault samsung					
Model	Year		D	P	LOCK TYPE
QM5	2007		600	450	M-LOCK

Ssangyong					
Model	Year		D	P	LOCK TYPE
Chairman W	2008		600	550	TOP-LOCK

Chevrolet					
Model	Year		D	P	LOCK TYPE
Trax	2013	2015	650	350	TOP-LOCK
Aveo	2011		650	400	M-LOCK